

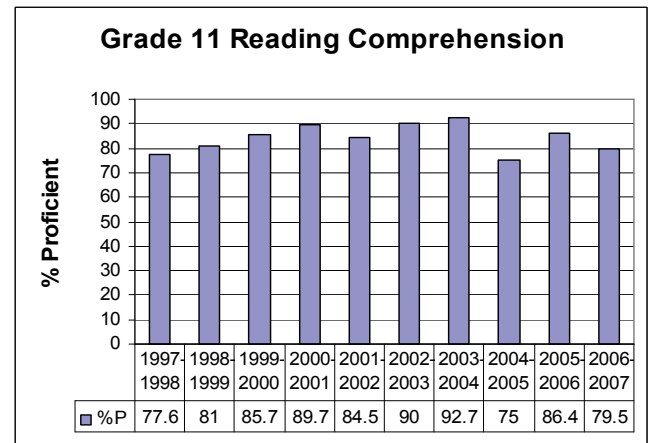
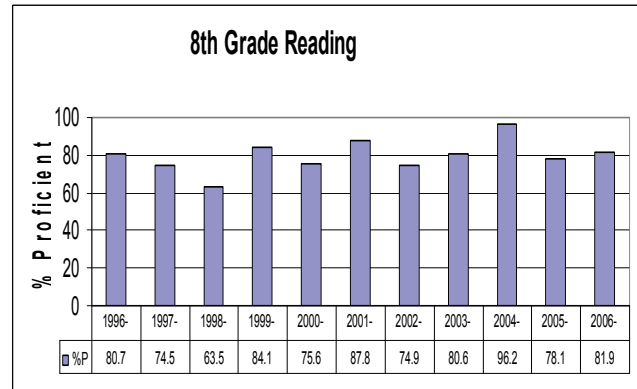
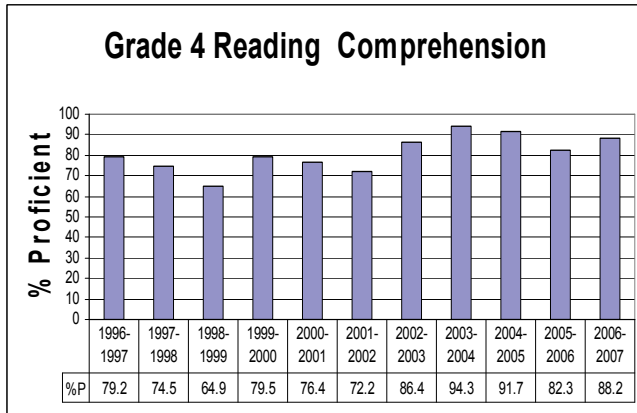
2006-2007 Annual Progress Report

Each year Gehlen Catholic, like all accredited schools across the state, submits its Annual Progress Report (APR) to the Iowa Department of Education. The APR provides data in regard to student achievement in the areas of reading, math, science and other related areas. In the next four months, the data presented to the state for the 2006-2007 school year will be shared with readers. A complete report is available upon request from the school office.

- Comprehensive School Improvement Goals**
K-12 students will achieve at the proficient level in reading comprehension.
K-12 students will achieve at the proficient level in math.
K-12 students will achieve at the proficient level in science.

2006-2007 READING COMPREHENSION Percent of Students Proficient (ITBS/ITED)

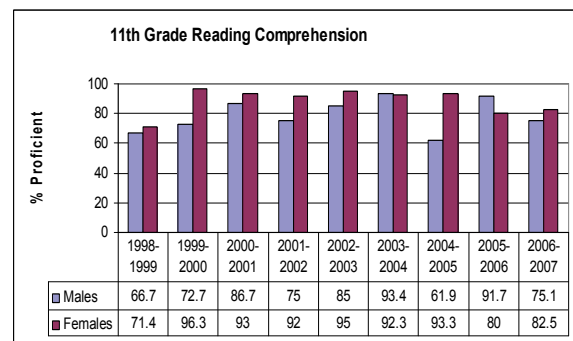
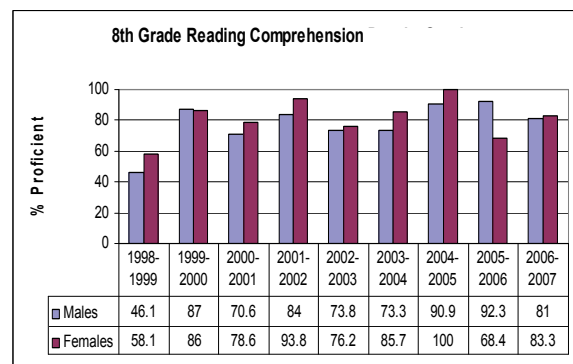
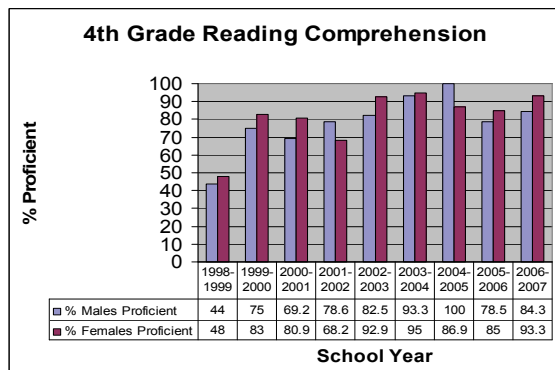
Grade 4 - 88.2% Grade 8 - 81.9% Grade 11 - 79.5%



2006-2007 Reading Comprehension Gender Data ITBS/ITED

Percent of students proficient

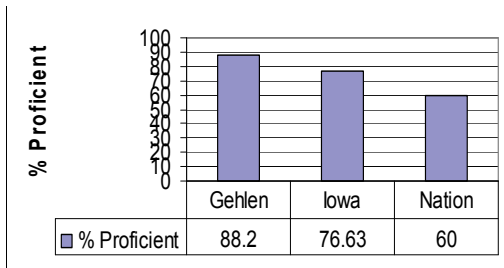
	Males	Females
Grade 4	84.3%	93.3%
Grade 8	81%	83.3%
Grade 11	75.1%	82.5%



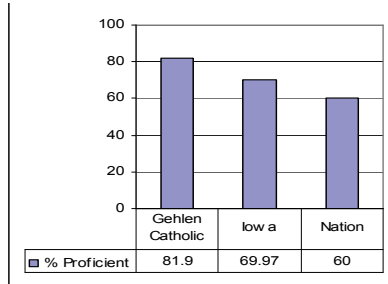
(2006-2007 Annual Report Continued...)

2006-2007 Comparison To State and Nation

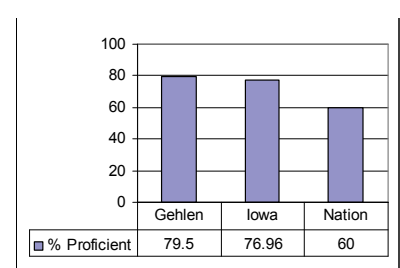
4th Grade Reading Comprehension Comparison



Percent of 8th Grade Students Proficient



Percent of 11th Grade Students Proficient



STAR, Spring, 2007

Grade	Percent of Students Proficient		
	All	Male	Female
One	100%	100%	100%
Two	100%	100%	100%
Three	96%	100%	93%
Four	88%	87%	90%
Five	73%	67%	78%
Six	88%	92%	86%
Seven	81%	81%	80%
Eight	84%	76%	100%

2007 Spring Metropolitan Reading Readiness – Kindergarten

No of Students	% Low (Below 30%)	% Intermediate (31-89%)	% High (90% and above)	% Proficient (I+HJ)
24	4%	42%	59%	96%

2007 Spring Gates McGinitie – GRADES 1 & 2

Grade	#Students	% Low (Below 30%)	% Intermediate (31-89%)	% High (90% & Above)	% Proficient (I+ H)
Grade 1	32	0%	69%	31%	100%
Grade 2	7	0%	71%	29%	100%

2006-2007 Reading Goal: Increase the percentage of students proficient in reading comprehension at 4th and/or 8th and /or 11thgrade.

The goal was met as the percent of students in grades 4 and 8 showed an increase in proficiency.

	2005-2006	2006-2007
Grade 4	82.3%	88.2%
Grade 8	71.8%	81.9%
Grade 11	86.4%	79.5%

2007-2008 Reading Goal: Increase the percentage of students proficient in reading comprehension at 4th and/or 8th and /or 11thgrade.

ASSESSMENT OF CATHOLIC RELIGIOUS EDUCATION (ACRE)

Each year, students in grades 5, 8 and 11 complete ACRE which measures student understanding of the Catholic faith as well as student practices and feelings about their school. A summary of the 2007 ACRE results are listed below.

Summary of Knowledge of Four Pillars of the Catechism of the Catholic School

GRADE	No. of Students	GEHLEN	NATION
5	33	81.8%	71.2%
8	31	83.9%	70.6%
11	36	69.4%	61.3%

(Percent of students proficient; Results reflect responses of all students)

Summary by the Four Pillars of the Catechism of the Catholic

Pillar	% GCS Students w/ 75% or more correct answers		
	Gr. 5	Gr. 8	Gr. 11
Part I : Profession of Faith (Creed)	87.9%	83.9%	77.8%
Part II: The Celebration of the Christian Mystery (Liturgy & Sacraments)	75.8%	90.3%	55.6%
Part III: Life in Christ (Morality)	54.4%	83.9%	52.8%
Part IV: Christian Prayer (Prayer)	63.6%	93.5%	77.8%

Affective Responses

(Those responses for which students scored above 97 or below 40 are listed.)

Topic	Gr. 5	Gr. 8	Gr. 11
Students believe that Jesus is their Savior and friend.	100%		
Students believe that being Catholic is important to them.	100%		
Students participate in Reconciliation	100%	97%	
Students know it is not right to try drugs.	100%		
Students know it is not Ok to copy a friend's homework if they do not have time to get their own done.	100%	97%	
Students believe that when they sin, God still loves them.	97%	97%	100%
Students believe they belong to an excellent parish.	100%		
Students believe it is not all right for a couple to live together before getting married.	Not Asked	36%	37%
Students have thought about being a sister, brother, or priest.	21%	16%	23%

(2006-2007 Annual Report Continued...)

ACRE – STUDENT CONCERNS

(The first % indicates 2007 results; the following percentage indicates 2006 results)

Grade 5 :

1. cheating/ lack of honesty (67%) (69%)
2. fighting (60%) (68%)
3. teasing, bullying, name calling (57%) (66%)

Grade 8

1. teasing, bullying, name calling (87%) (65%)
2. cheating/ lack of honesty (80%) (77%)
3. cursing, blasphemy, swearing (77%) (65%)
4. alcohol (71%) (59%)
5. fighting (54%) (56%)

Grade 11

1. cheating/lack of honesty (78%) (82%)
2. cursing, blasphemy, swearing (72%) (84%)
3. alcohol (69%) (82%)
4. marijuana (67%) (68%)
5. fighting (52%)
6. other drugs (50%)